


# Brown Eyed Susan ~ 12½ inch or 10 ½ block

© Cindy Rodenmayer 2009



Quilt layout for inspiration only

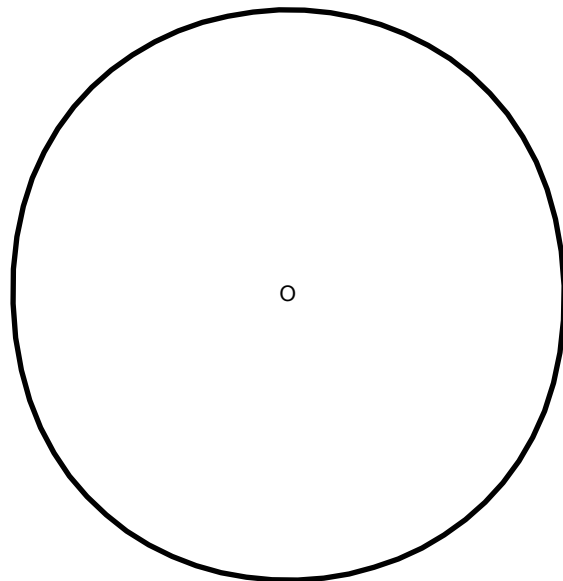

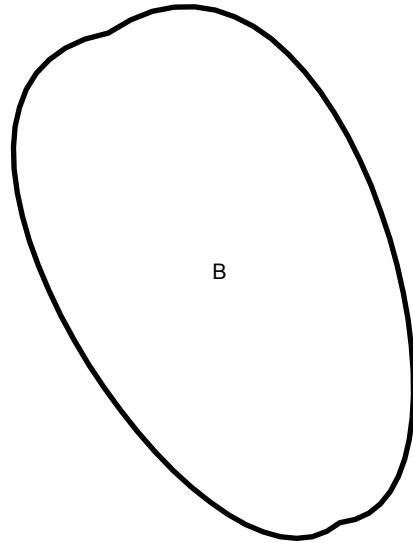
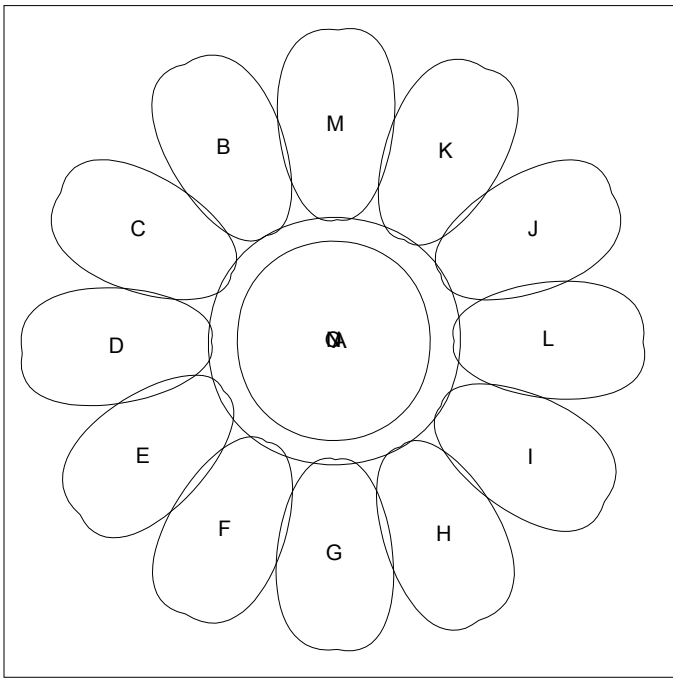
Here in Texas we have fields of Brown Eyed Susans, They are one of my favorite wild flowers. Here is my simple rendition of one. I removed some of the template patches to save you paper when printing. For each block you will need to make 12 petal patches. With the center of the flower you may want to trim the extra fabric from beneath the smaller circle.

This is my original design. All rights are reserved. You are welcome to print and save this file for your personal use. You may not copy or distribute the pattern by any means, electronic or otherwise without my permission.

Sindy Rodenmayer  
1341 Kynn Drive  
Garland Texas, 75041  
[s\\_rodenmayer@yahoo.com](mailto:s_rodenmayer@yahoo.com)

# Brown Eye Susan - Sindy Rodenmayer

Key Block (7/20 actual size)



# Brown Eye Susan - Sindy Rodenmayer

Key Block (29/100 actual size)

