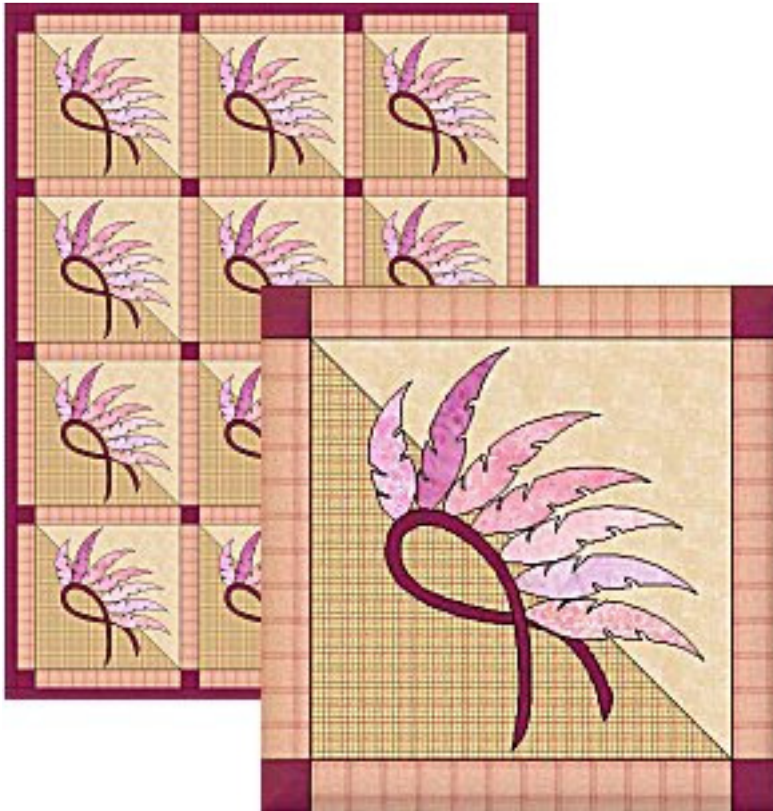


Pink Warrior – 12 ½ block

© Cindy Rodenmayer 2010



I have included the appliqué templates, but not directions on how to construct the base block.



Remember to reverse your templates if you want your blocks to face the same direction as the picture

This is my original design. All rights are reserved. You are welcome to print and save this file for your personal use. You may not copy or distribute the pattern by any means, electronic or otherwise without my permission.

Sindy Rodenmayer
1341 Kynn Drive
Garland Texas, 75041
s_rodenmayer@yahoo.com

Pink Warrior - Cindy Rodenmayer

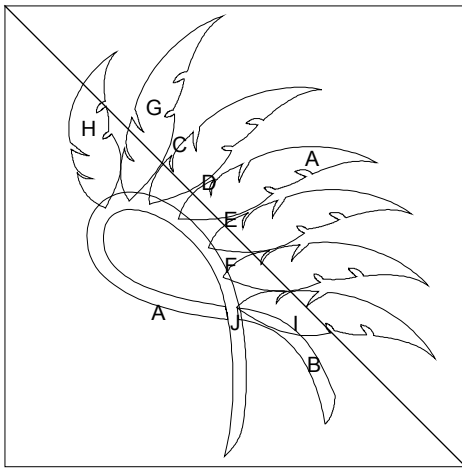
Key Block (29/100 actual size)



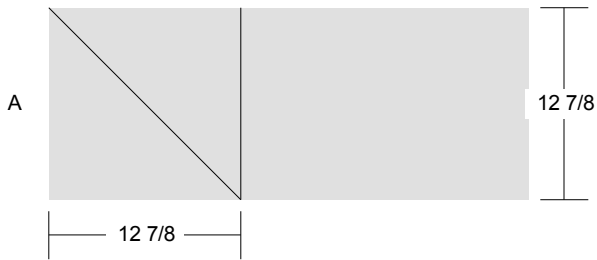


Pink Warrior - Cindy Rodenmayer

Key Block (1/5 actual size)



Cutting Diagrams



Patch Count



1 patch



1 patch