

# Rompers

© Cindy Rodenmayer 2012

Finished Block Size – 10.5 inches



10 ½ inches unfinished.

This block is provided for your use and inspiration.

## Helpful Hints –

Always use a stabilizer beneath your block when machine appliqueing, it will keep those nasty puckers away. I use flattened coffee filters on smaller work, and deli sandwich paper for larger work. Both tear away cleanly and easily. Make sure you have a fresh needle before beginning your project. Pick out a stitch that is pleasing to YOU. This will help you keep interest in the project. Fused applique doesn't need a heavy closed satin stitch to keep it bonded to the fabric. Your quilt will be just as washable and functional with a small zig-zag, mock buttonhole or top stitch.



This is an original design. All rights are reserved

Sindy Rodenmayer

1341 Kynn Drive

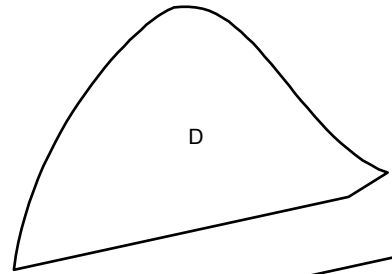
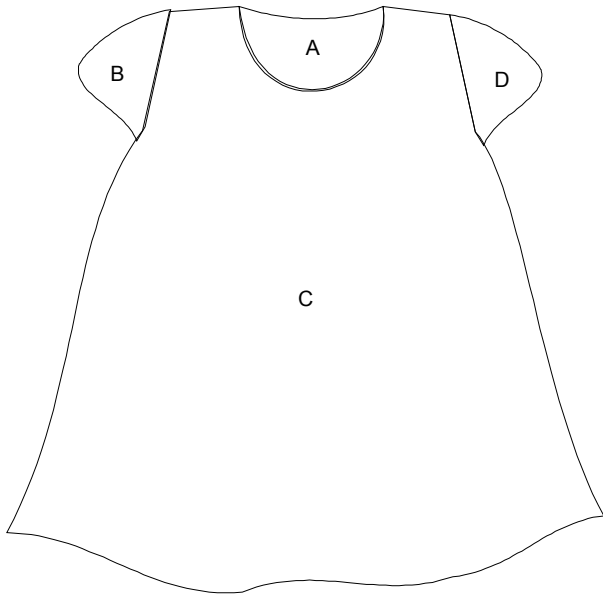
Garland Texas, 75041

Website: <http://www.fatcatpatterns.com/>

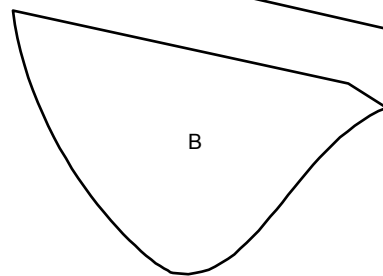
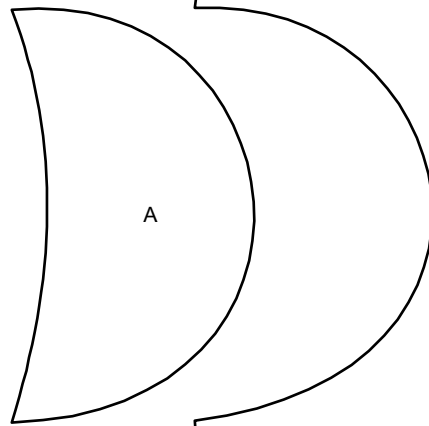
<http://sewingalong.blogspot.com/>

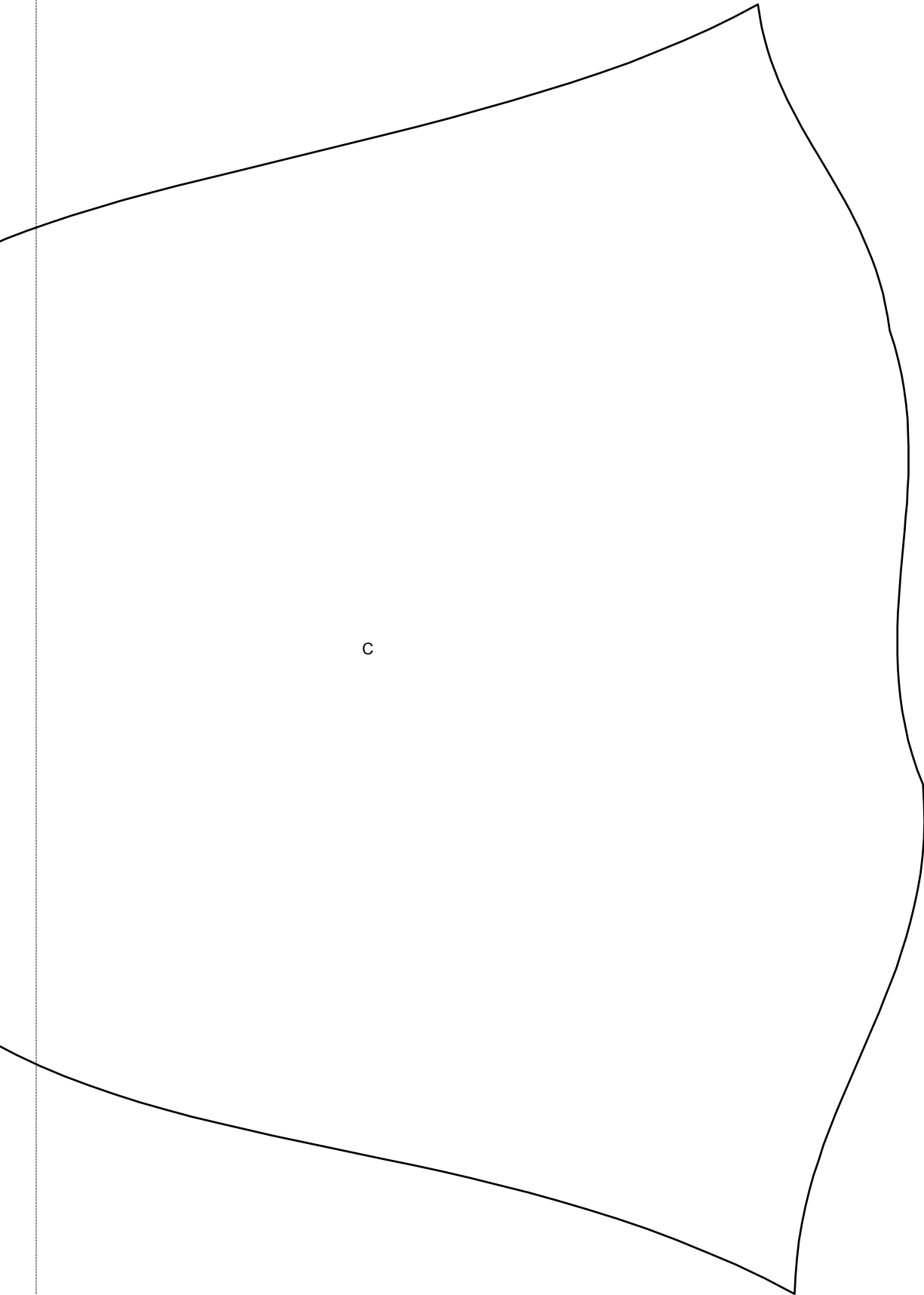
<https://www.facebook.com/FatCatPatterns>

Key Block (7/20 actual size)



This template  
extends across  
multiple pages.





c